

# ENVIRONMENTAL PRODUCT DECLARATION


in accordance with ISO 14025, ISO 21930 and EN 15804

|                                |                              |
|--------------------------------|------------------------------|
| Owner of the declaration:      | Aulis Lundell Oy             |
| Program operator:              | The Norwegian EPD Foundation |
| Publisher:                     | The Norwegian EPD Foundation |
| Declaration number:            | NEPD-1904-832-EN             |
| Registration number:           | NEPD-1904-832-EN             |
| ECO Platform reference number: | -                            |
| Issue date:                    | 22.10.2019                   |
| Valid to:                      | 22.10.2024                   |

## Gypsteel profiles

Aulis Lundell Oy

[www.epd-norge.no](http://www.epd-norge.no)



## General information

**Product:**

Gypsteel profiles

**Program operator:**

The Norwegian EPD Foundation  
 Post Box 5250 Majorstuen, 0303 Oslo  
 Phone: +47 97722020  
 e-mail: [post@epd-norge.no](mailto:post@epd-norge.no)

**Declaration number:** NEPD-1904-832-EN

**ECO Platform reference number:**
**This declaration is based on Product Category Rules:**

CEN Standard EN 15804:2012 +A1:2013  
 NPCR Construction products and services – Part A – April 2017  
 NPCR 013:2019 Part B for steel and aluminium construction products version 3.0

**Statement of liability:**

The owner of the declaration shall be liable for the underlying information and evidence. EPD Norway shall not be liable with respect to manufacturer information, life cycle assessment data and evidences.

**Declared unit:**
**Declared unit with option:**

1 kg

**Functional unit:**
**Verification:**

The CEN Norm EN 15804 serves as the core PCR. Independent verification of the declaration and data, according to ISO14025:2010

internal

external

Third party verifier:

*Selamawit Mamo Fufa*

Selamawit mamo fufa, PhD

(Independent verifier approved by EPD Norway)

**Owner of the declaration:**

Aulis Lundell Oy  
 Contact person: Kari Kotilainen  
 Phone: +358503450371  
 e-mail: [kari.kotilainen@aulislundell.fi](mailto:kari.kotilainen@aulislundell.fi)

**Manufacturer:**

Aulis Lundell Oy  
 Tarrankuja 2, Lohja 08500, Finland  
 Phone: +358207341400  
 e-mail: [myynti@aulislundell.fi](mailto:myynti@aulislundell.fi)

**Place of production:**

Lohja, Finland

**Management system:**
**Organisation no:**

0351049-5

**Issue date:**

22.10.2019

**Valid to:**

22.10.2024

**Year of study:**

2018

**Comparability:**

EPD of construction products may not be comparable if they do not comply with EN 15804 and are seen in a building context.

**The EPD has been worked out by:**

Anastasia Sipari,  
 Bionova Ltd



**BIONOVA**

Approved



Håkon Hauan  
 Managing Director of EPD-Norway

# Product

## Product description :

Gypsteel- steel joints are used as framing component and supporting section for drywall, façade wall and false ceiling. Framing solution provide basic support, strength and integrity to the false ceilings and walls. Typical applications are residential buildings, industrial and commercial buildings, sports facilities, schools and hospitals.

This EPD represents Gypsteel products produced by Aulis Lundell Oy at their production site in Lohja, Finland. Following products are covered with this EPD: ELPR, ELR, GK, GKC, SLIM, SK, SKP, SKF, SKE, SKT, ATR, XR. Products with sealants are not included in the scope of this EPD.

The product is made of galvanized steel plate (DX51D+ Z 100 g/m<sup>2</sup>). The product is available in thicknesses of 0,5mm.

| Material               | kg | %   |
|------------------------|----|-----|
| Galvanized steel plate | 1  | 100 |

## Technical data :

The manufacturing of Gypsteel products comprises the cutting, cold forming with UltraSTEEL ®- technique and punching of the steel plate to desired shape and size. UltraSTEEL ®- technique is used in production of Gypsteel. It helps to reinforces structure, and allows to increase effective thickness of galvanized steel sheet and reduce

material consumption The lighter design decrease mass of profiles about 20% comparing to regular products. That reflects on lower environmental emissions of the Gypsteel products comparing to regular steel profiles used for the same purposes. More information can be found from CE-declaration or Declaration of Performance on [www.aulislundell.fi/products](http://www.aulislundell.fi/products).

## Product standards:

EN 10346:2015 Coated and uncoated flat products to be used for cold forming  
 EN 14195:2014 Metal framing components for gypsum board systems  
 EN 13964:2014 Suspended ceilings

## Market:

Finland and other Nordic countries

## Reference service life of product:

The most important factors in evaluating service life of steel materials in dry and moderately humid conditions are design, execution and maintenance. If installed properly and moisture exposure is low or moderate, the service life of the steel profiles is 100 years at minimum.

Mass of different Gypsteel profiles can be used in order to define environmental impacts per 100 meters of Gypsteel profiles. Data is presented for some steel profiles in the table below. More information about products can be found at the website <https://www.aulislundell.fi/products>.

| Product     | kg/100m | Product   | kg/100m | Product   | kg/100m |
|-------------|---------|-----------|---------|-----------|---------|
| ELPR 42/40  | 49      | SK 42/60  | 55      | SK 42/37  | 40      |
| ELPR 45/40  | 50      | SK 50/60  | 61      | SK 50/37  | 42      |
| ELPR 50/40  | 52      | SK 66/60  | 64      | SK 66/37  | 48      |
| ELPR 66/40  | 57      | SK 70/60  | 65      | SK 70/37  | 49      |
| ELPR 70/40  | 59      | SK 75/60  | 67      | SK 95/37  | 57      |
| ELPR 75/40  | 61      | SK 95/60  | 74      | SK 100/37 | 59      |
| ELPR 95/40  | 68      | SK 100/60 | 76      | GK1       | 47      |
| ELPR 100/40 | 71      | SK 120/60 | 82      | GK2       | 47      |
| ELPR 120/40 | 83      | SK 125/60 | 87      | GK3       | 47      |
| ELPR 125/40 | 84      | SK 145/60 | 111     | GK-C      | 39      |
| ELPR 145/40 | 94      | SK 150/60 | 113     | XR 66     | 73      |
| ELPR 150/40 | 96      | SK 66/80  | 90      | XR 70     | 76      |
|             |         |           |         | XR 95     | 84      |
|             |         |           |         | XR 120    | 88      |

In order to calculate emissions of certain type of Gypsteel profile used in construction the following equation can be applied:

$$\text{Length of profile} * \text{mass of the product (kg/100m)} / 100 * \text{environmental impact (e.g kgCO}_2\text{e/kg)}$$

## LCA: Calculation rules

**Declared unit:** 1kg

**System boundary:** Cradle to gate with options (A1-A4, C1-C4, D).

**Data quality:**

Data is collected and treated according standard EN 15804:2012. The data is representative according to temporal, geographical and technological requirements.

**Temporal:** Manufacturing data (A3) represents calendar year 2018, and was supplied by producer. Data collected from production facilities covers consumption of raw-materials, energy and water, amount of generated waste. No average data has been used for different locations. Environmental data was taken from Ecoinvent-database and represents generic data. Generic data has been created or updated within the last 5 years. Calculations have been carried out using One Click LCA.

**Geographical:** Electricity data represents Finland and Russia. Steel raw materials represent Global data. Data for other A1 and A3 flows represents Europe

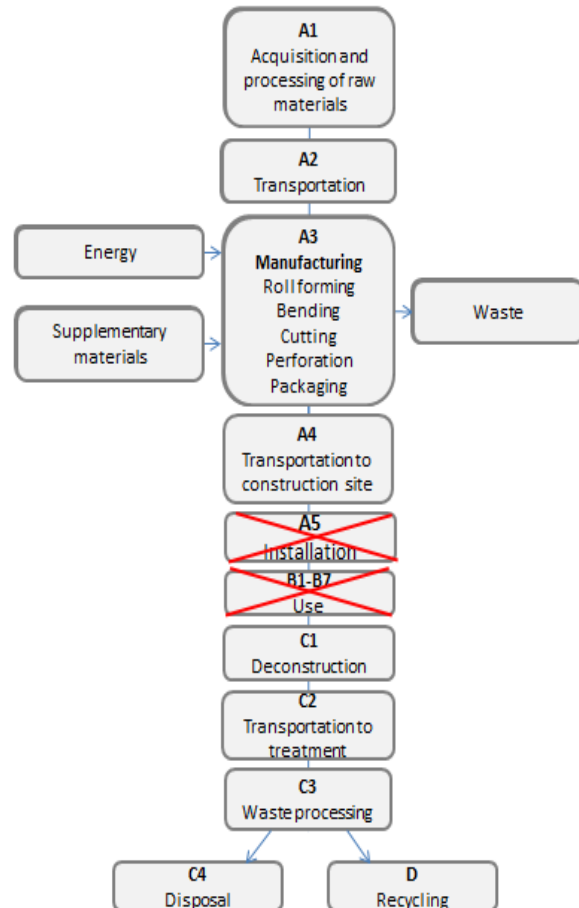
**Technological:** Data represents technology in use. Gypsteel profiles are made of galvanized steel plate with cold forming technic by folding, punching and splitting to required size. The main difference between products is their shape. As manufacturing energy refer to 0,9%-0,0% of environmental impact for different LCIA categories of production stage (A1-A3), the energy consumption differences in steel profiles shaping are assumed to be negligible.

**Allocation:**

The allocation is made in accordance with the provisions of EN 15804. Incoming energy, water consumption allocation based on revenue allocation. Waste production and ancillary materials at manufacturing facility are allocated equally among all products through mass allocation and partly revenue allocation. Effects of primary production of recycled materials allocated to the main product in which the material was used. The recycling process and transportation of the material is allocated to this analysis.

**Cut-off criteria:**

All major raw materials and all the essential energy is included. The production process for raw materials and energy flows that are included with very small amounts (<1%) are not included. This cut-off rule does not apply for hazardous materials and substances.



## LCA: Scenarios and additional technical information

The following information describe the scenarios in the different modules of the EPD

**Transportation scenarios**

**A3.** Transportation distance of waste produced in manufacturing phase was assumed base on location of nearest waste treatment station and waste incineration facility. Distance was measured with help of online map service. Assumption of waste transportation method was assumed base on existing practice used by waste management companies.

|                                               | Transportation distance, km | Transportation method |
|-----------------------------------------------|-----------------------------|-----------------------|
| <b>Waste from manufacturing facility (A3)</b> |                             |                       |
| Recyclable waste                              | 20                          | Lorry >16 ton, EURO 6 |
| Waste to incineration                         | 80                          | Lorry >16 ton, EURO 6 |

**A4** The transportation distance is defined according to scenario, described in NPCR 013 (2019) part 6.3.8.1. According to the calculation rules distance for domestic use in Finland is estimated to be 300 km. Transportation method is assumed to be lorry. According to producer transportation doesn't cause losses as product are packaged properly.

| <b>A4</b> | Capacity utilization (incl. return)% | Type of vehicle incl. emission class | Distance, km | Fuel consumption, l/tkm |
|-----------|--------------------------------------|--------------------------------------|--------------|-------------------------|
| Truck     | 0,55                                 | Lorry >32 ton, EURO 6                | 300          | 0,0226                  |

**C2.** Distance for transportation to treatment (C2) is assumed to be 250 km. This is an average distance which considers the fact that recycling facilities are still quite few and therefore the distances are longer compared to other disposal routes (EeGuide 2012). Truck modelled as 32 ton trailer (common in long haul transportation).

| <b>C2</b> | Capacity utilisation (incl. return)% | Type of vehicle incl. emission class | Distance, km | Fuel consumption, l/tkm |
|-----------|--------------------------------------|--------------------------------------|--------------|-------------------------|
| Truck     | 0,55                                 | Lorry >32 ton, EURO 6                | 250          | 0,0226                  |

#### End of life (C1-C4) and benefits (D)

It was assumed that building machine was used in deconstruction process. The share of steel sent for material recycling is 100 %. Steel profiles were collected as mixed construction waste and delivered to sorting facility, where 98% of products were separated for recycling and 2% left in the process as waste and landfilled.

|                                         |                 | Unit   |
|-----------------------------------------|-----------------|--------|
| Diesel consumption (C1)                 | 0,004           | kWh/kg |
| Steel for recycling (C3)                | 0,98            | kg/kg  |
| Steel to landfill disposal (C4)         | 0,02            | kg/kg  |
| Primary steel replaced by secondary (D) | 0,69 (0,98*0,7) | kg/kg  |

## LCA: Results

The results of a life cycle assessment are relative. They do not predict impact on category endpoints, exceeding of limit values, safety margins, or risks. The impacts are presented per declared unit, 1 kg of product. The impacts are mainly caused by the raw material production process (A1).

System boundaries (X=included, MND= module not declared, MNR=module not relevant)

| Product stage |           |               | Assembly stage |          | Use stage |             |        |             |               |                        |                       |                            | End of life stage |                  |          |                                    | Beyond the system boundaries |
|---------------|-----------|---------------|----------------|----------|-----------|-------------|--------|-------------|---------------|------------------------|-----------------------|----------------------------|-------------------|------------------|----------|------------------------------------|------------------------------|
| Raw materials | Transport | Manufacturing | Transport      | Assembly | Use       | Maintenance | Repair | Replacement | Refurbishment | Operational energy use | Operational water use | De-construction demolition | Transport         | Waste processing | Disposal | Reuse-Recovery-Recycling-potential |                              |
| A1            | A2        | A3            | A4             | A5       | B1        | B2          | B3     | B4          | B5            | B6                     | B7                    | C1                         | C2                | C3               | C4       | D                                  |                              |
| x             | x         | x             | x              | MND      | MND       | MND         | MND    | MND         | MND           | MND                    | MND                   | x                          | x                 | x                | x        | x                                  |                              |

### Environmental impact

| Parameter | Unit                                   | A1- A3   | A4       | C1       | C2       | C3       | C4       | D         |
|-----------|----------------------------------------|----------|----------|----------|----------|----------|----------|-----------|
| GWP       | kg CO <sub>2</sub> -eqv                | 2,31E+00 | 2,54E-02 | 1,33E-03 | 2,07E-02 | 5,99E-02 | 1,33E-03 | -1,23E+00 |
| ODP       | kg CFC11-eqv                           | 1,51E-07 | 5,22E-09 | 2,39E-10 | 4,26E-09 | 1,03E-08 | 2,54E-10 | -5,90E-08 |
| POCP      | kg C <sub>2</sub> H <sub>4</sub> -eqv  | 1,28E-03 | 3,90E-06 | 2,66E-07 | 3,19E-06 | 1,19E-05 | 2,82E-07 | -8,90E-04 |
| AP        | kg SO <sub>2</sub> -eqv                | 1,01E-02 | 6,44E-05 | 1,01E-05 | 5,26E-05 | 4,43E-04 | 9,83E-06 | -5,08E-03 |
| EP        | kg PO <sub>4</sub> <sup>3--</sup> -eqv | 1,18E-03 | 8,90E-06 | 2,17E-06 | 7,27E-06 | 9,39E-05 | 2,07E-06 | -5,14E-04 |
| ADPM      | kg Sb-eqv                              | 8,27E-04 | 1,65E-07 | 8,97E-10 | 1,34E-07 | 4,31E-08 | 1,64E-09 | -7,52E-07 |
| ADPE      | MJ                                     | 3,23E+01 | 4,16E-01 | 1,91E-02 | 3,40E-01 | 8,59E-01 | 2,06E-02 | -1,75E+01 |

GWP Global warming potential; ODP Depletion potential of the stratospheric ozone layer; POCP Formation potential of tropospheric photochemical oxidants; AP Acidification potential of land and water; EP Eutrophication potential; ADPM Abiotic depletion potential for non fossil resources; ADPE Abiotic depletion potential for fossil resources

### Resource use

| Parameter | Unit           | A1- A3   | A4       | C1       | C2       | C3       | C4       | D         |
|-----------|----------------|----------|----------|----------|----------|----------|----------|-----------|
| RPEE      | MJ             | 2,10E+00 | 0,00E+00 | 1,12E-04 | 0,00E+00 | 8,91E-03 | 1,97E-04 | -2,25E-01 |
| RPEM      | MJ             | 2,01E-02 | 7,51E-03 | 0,00E+00 | 6,14E-03 | 0,00E+00 | 0,00E+00 | 0,00E+00  |
| TPE       | MJ             | 2,12E+00 | 7,51E-03 | 1,12E-04 | 6,14E-03 | 8,91E-03 | 1,97E-04 | -2,25E-01 |
| NRPE      | MJ             | 3,32E+01 | 0,00E+00 | 1,93E-02 | 0,00E+00 | 8,72E-01 | 2,08E-02 | -1,77E+01 |
| NRPM      | MJ             | 1,54E+00 | 4,29E-01 | 0,00E+00 | 3,51E-01 | 0,00E+00 | 0,00E+00 | 0,00E+00  |
| TRPE      | MJ             | 3,47E+01 | 4,29E-01 | 1,93E-02 | 3,51E-01 | 8,72E-01 | 2,08E-02 | -1,77E+01 |
| SM        | kg             | 2,92E-01 | 0,00E+00 | 0,00E+00 | 0,00E+00 | 0,00E+00 | 0,00E+00 | 0,00E+00  |
| RSF       | MJ             | 0,00E+00 | 0,00E+00 | 0,00E+00 | 0,00E+00 | 0,00E+00 | 0,00E+00 | 0,00E+00  |
| NRSF      | MJ             | 1,48E+00 | 6,75E-04 | 3,44E-05 | 5,52E-04 | 1,50E-03 | 3,52E-05 | -1,45E+00 |
| W         | m <sup>3</sup> | 2,46E-02 | 9,33E-05 | 2,71E-06 | 7,62E-05 | 1,34E-04 | 5,95E-06 | -2,12E-03 |

RPEE Renewable primary energy resources used as energy carrier; RPEM Renewable primary energy resources used as raw materials; TPE Total use of renewable primary energy resources; NRPE Non renewable primary energy resources used as energy carrier; NRPM Non renewable primary energy resources used as materials; TRPE Total use of non renewable primary energy resources; SM Use of secondary materials; RSF Use of renewable secondary fuels; NRSF Use of non renewable secondary fuels; W Use of net fresh water

### End of life - Waste

| Parameter | Unit | A1- A3   | A4       | C1       | C2       | C3       | C4       | D         |
|-----------|------|----------|----------|----------|----------|----------|----------|-----------|
| HW        | kg   | 6,28E-04 | 1,13E-05 | 3,06E-06 | 9,20E-06 | 1,31E-04 | 2,87E-06 | -2,66E-04 |
| NHW       | kg   | 2,39E-01 | 3,72E-02 | 1,01E-05 | 3,04E-02 | 5,09E-04 | 4,01E-02 | -3,66E-02 |
| RW        | kg   | 7,14E-05 | 3,04E-06 | 1,35E-07 | 2,49E-06 | 5,88E-06 | 1,44E-07 | -1,37E-05 |

HW Hazardous waste disposed; NHW Non hazardous waste disposed; RW Radioactive waste disposed

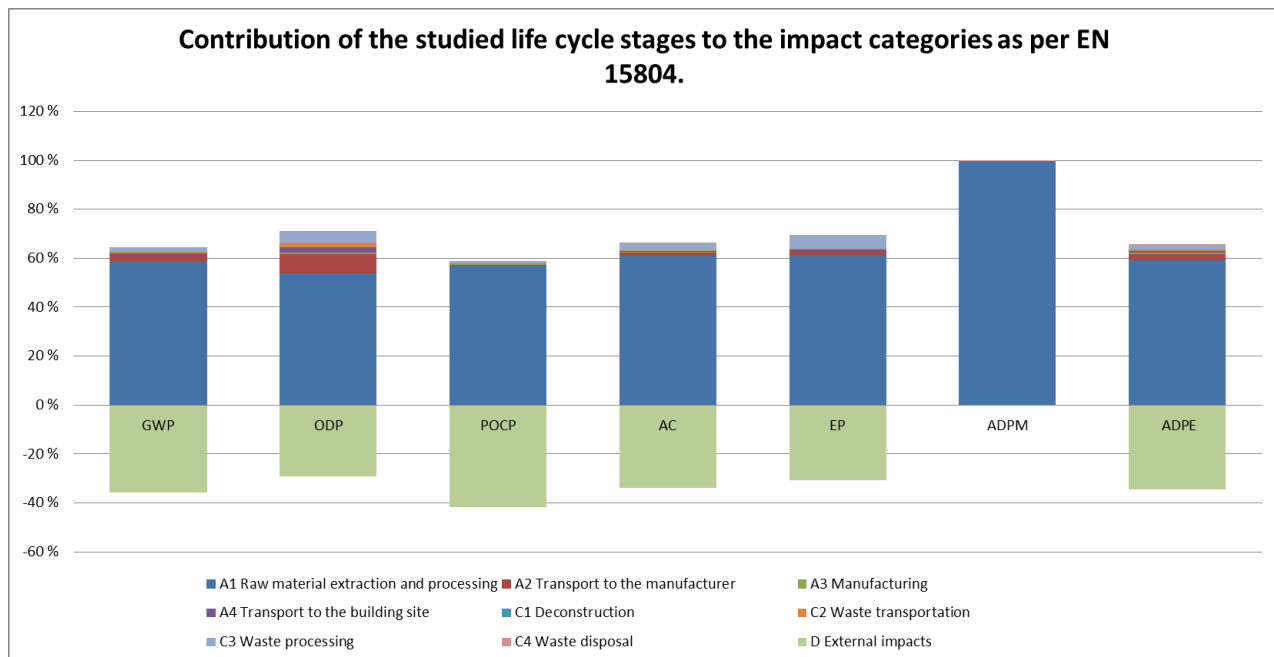
### End of life –Output flow

| Parameter | Unit | A1- A3   | A4  | C1  | C2  | C3       | C4  | D   |
|-----------|------|----------|-----|-----|-----|----------|-----|-----|
| CR        | kg   | INA      | INA | INA | INA | INA      | INA | INA |
| MR        | kg   | 1,31E-01 | INA | INA | INA | 9,80E-01 | INA | INA |
| MER       | kg   | 2,08E-03 | INA | INA | INA | INA      | INA | INA |
| EEE       | MJ   | INA      | INA | INA | INA | INA      | INA | INA |
| ETE       | MJ   | INA      | INA | INA | INA | INA      | INA | INA |

CR Components for reuse; MR Materials for recycling; MER Materials for energy recovery; EEE Exported electric energy; ETE Exported thermal energy

Reading example: 9,0 E-03 = 9,0\*10<sup>-3</sup> = 0,009

The LCIA results indicate that most of the impacts of Gypsteel are dominated by the raw material production (A1), as can be seen in the figure below. Over 94% of product stage (A1-A3) GWP emission comes from steel production as steel manufacturing is quite energy intensive process. Raw materials transportation to manufactures (A2) is the second most significant source of emissions and waste processing at the end-of life (C3) is the third. The contribution of other life cycle stages is negligible.



## Additional Norwegian requirements

Greenhouse gas emission from the use of electricity in the manufacturing phase Finnish national production mix from import, medium voltage (production of transmission lines, in addition to direct emissions and losses in grid) of applied electricity for the manufacturing process (A3).

| Data source                    | Amount | Unit           |
|--------------------------------|--------|----------------|
| Ecoinvent v3.4 (2017), Finland | 0,236  | kg CO2-eqv/kWh |

### Dangerous substances

|   |                                                                                                                                                                                  |
|---|----------------------------------------------------------------------------------------------------------------------------------------------------------------------------------|
| X | The product contains no substances given by the REACH Candidate list or the Norwegian priority list.                                                                             |
|   | The product contains substances given by the REACH Candidate list or the Norwegian priority list that are less than 0,1 % by weight.                                             |
|   | The product contain dangerous substances, more then 0,1% by weight, given by the REACH Candidate List or the Norwegian Priority list, see table.                                 |
|   | The product contains no substances given by the REACH Candidate list or the Norwegian priority list. The product is classified as hazardous waste (Avfallsforskiten, Annex III). |

### Indoor environment





No tests has been carried out on the product concerning indoor climate - Not relevant.

### Carbon footprint

Carbon footprint has not been worked out for the product

## Bibliography

|                    |                                                                                                                                           |
|--------------------|-------------------------------------------------------------------------------------------------------------------------------------------|
| ISO 14025:2010     | Environmental labels and declarations – Type III environmental declarations Principles and procedures.                                    |
| ISO 14044:2006     | Environmental management. Life cycle assessment. Requirements and guidelines.                                                             |
| EN 15804:2012+A1   | Sustainability in construction works – Environmental product declarations – Core rules for the product category of construction products. |
| ISO 21930:2007     | Sustainability in building construction - Environmental declaration of building products                                                  |
| NPCR 013:2019      | Part B Product Category Rules for steel and aluminium construction products version 3.0,                                                  |
| NPCR Part A (2017) | Construction products and services                                                                                                        |
| Sipari, A (2019)   | Life Cycle Assessment Report: Steel profiles                                                                                              |

|                                                                                                                                         |                                                                                                                         |                                                                                                                                                                                        |
|-----------------------------------------------------------------------------------------------------------------------------------------|-------------------------------------------------------------------------------------------------------------------------|----------------------------------------------------------------------------------------------------------------------------------------------------------------------------------------|
|  <b>epd-norge.no</b><br>The Norwegian EPD Foundation | <b>Program operator</b><br>The Norwegian EPD Foundation<br>Post Box 5250 Majorstuen, 0303 Oslo<br>Norway                | Phone: +47 977 22 020<br><br>e-mail: <a href="mailto:post@epd-norge.no">post@epd-norge.no</a><br>web: <a href="http://www.epd-norge.no">www.epd-norge.no</a>                           |
|  <b>epd-norge.no</b><br>The Norwegian EPD Foundation | <b>Publisher</b><br>The Norwegian EPD Foundation<br>Post Box 5250 Majorstuen, 0303 Oslo<br>Norway                       | Phone: +47 977 22 020<br><br>e-mail: <a href="mailto:post@epd-norge.no">post@epd-norge.no</a><br>web: <a href="http://www.epd-norge.no">www.epd-norge.no</a>                           |
|  <b>LUNDELL OY</b>                                   | <b>Owner of the declaration</b><br>Aulis Lundell Ltd<br>Tarrankuja 2<br>08500 Lohja<br>Finland                          | Phone: +358 207 341400<br><br>e-mail: <a href="mailto:myynti@aulislundell.fi">myynti@aulislundell.fi</a><br>web: <a href="http://www.aulislundell.fi">www.aulislundell.fi</a>          |
|  <b>BIONOVA</b>                                      | <b>Author of the Life Cycle Assessment</b><br>Bionova Oy<br>Anastasia Sipari<br>Hämeentie 31, Helsinki<br>00500 Finland | Phone: +358 405489475<br><br>e-mail: <a href="mailto:anastasia.sipari@bionova.fi">anastasia.sipari@bionova.fi</a><br>web: <a href="http://www.oneclicklca.com">www.oneclicklca.com</a> |