

ENVIRONMENTAL PRODUCT DECLARATION

In accordance with ISO 14025:2006 and
EN 15804:2012+A2:2019/AC:2021 for:

weber EXM 731

Version 1

Version date: 2025/09/22

Validity: 5 years

Valid until: 2030/09/22


INTERNATIONAL EPD SYSTEM

The International EPD® System,
www.environdec.com
Programme operator: EPD International AB
Registration number: EPD-IES-0025278:001



An EPD should provide current information and may be updated or depublished if conditions change. The stated validity is therefore subject to the continued registration and publication at www.environdec.com



GENERAL INFORMATION

Programme information

PROGRAMME:	The International EPD® System
ADDRESS:	EPD International AB - Box 210 60 - SE-100 31 Stockholm – Sweden
WEBSITE:	www.environdec.com
E-MAIL:	info@environdec.com

PCR information

Product Category rules (PCR)

CEN standard EN 15804:2012+A2:2019/AC:2021 as the Core Product Category Rules (PCR)

Product category rules (PCR): PCR 2019:14 Construction Products, version 2.0.1

PCR review was conducted by: The Technical Committee of the International EPD® System

See www.environdec.com for a list of members.

Chairs of the PCR review: Rob Rouwette (chair), Noa Meron (co-chair). The review panel may be contacted via support@environdec.com

Verification

External and independent ('third-party') verification of the declaration and data, according to ISO 14025:2006, via

EPD verification through:

- Individual EPD verification without a pre-verified LCA/EPD tool
- Individual EPD verification with a pre-verified LCA/EPD tool
- EPD process certification* without a pre-verified LCA/EPD tool
- EPD process certification* with a pre-verified LCA/EPD tool
- Fully pre-verified EPD tool

Independent third-party verification of the declaration and data, according to ISO 14025:2006:

EPD verification by individual verifier

Third party verifier: Chris Foster, EuGeos SRL, Bruxelles, Belgium

Approved by: The International EPD® System

Procedure for follow-up of data during EPD validity involves third part verifier: Yes No

Ownership and limitation on use of EPD

The EPD owner has the sole ownership, liability and responsibility for the EPD.

EPDs within the same product category but published in different EPD programmes, may not be comparable. For two EPDs to be comparable, they shall be based on the same PCR (including the same first-digit version number) or be based on fully aligned PCRs or versions of PCRs; cover products with identical functions, technical performances and use (e.g. identical declared/functional units); have identical scope in terms of included life-cycle stages (unless the excluded life-cycle stage is demonstrated to be insignificant); apply identical impact assessment methods (including the same version of characterization factors); and be valid at the time of comparison.

Information about EPD Owner

Address and contact information about the EPD owner: Saint-Gobain Byggevareer as, PB 6211 Etterstad, 0603 Oslo, Norway.

Description of the organization of the EPD owner: Saint-Gobain Byggevareer as, Weber is a Norwegian manufacturer and supplier of construction materials, including mortar, plaster, screeds and other masonry and concrete products for building, facades, floors and wet rooms.

Management system-related certification: ISO 9001 and ISO 14001 (Certificate No.: C638116)

LCA practitioner: Quentin Lamache (quentin.lamache@saint-gobain.com), Line Holaker (line.holaker@weber-norge.no).

Communication: The intended use of this EPD is for B2B communication.

Product information

Product name: weber EXM 731

Visual representation of the product:

UN CPC CODE: 37510 Non-refractory mortars and concretes

Manufacturing site(s): Weber Trondheim plant (Ormen Langes vei 9, 7041 Trondheim, Norway).

GTIN: 7054963356479; 7054963356448; 7054963356462.



Product description

weber EXM 731 is a dry concrete product. Mix only with water to get a ready-to-use thixotropic, expanding, frost-resistant and pumpable mortar.

weber EXM 731 is used for grouting between concrete elements with joints from about 10 mm where good adhesion and tightness are desired. EXM 731 can also be used for reinforcing and grouting old stone bridges and quays, grouting concrete and stone walls, larger cracks in concrete and cavities between e.g. walls and balcony slabs, undercasting work and anchoring bolts, etc. The thixotropic consistency makes weber EXM 731 very suitable for vertical joints and work where formwork is difficult.

All figures in this EPD refers to weber EXM 731.

Description	Value	Unit
weber EXM 731	1	Kg / DU
Lifespan	50	Years

Technical data/physical characteristics:

Parameter	Value / Description	
Reaction to fire	A1	Euroclass
Compressive strength 1 days	10 MPa	
Compressive strength 7 days	35 MPa	
Compressive strength 28 days	40 MPa	
Pull-out strength	≤0,6 mm	at 75 kN load

weber EXM 731 is tested according to EN 1504-6. The production of weber EXM 731 is certified according to EN 1504-6.

For more information: <https://www.weber-norge.no/produkter/weber-exm-731-elementfugemortel?source=search>

Content declaration

Description of the main components and/or materials:

Product components	Weight (%)	Post-consumer recycled material weight (%)	Biogenic material, kg C/DU
Binder	30 – 40 %	0%	0 kg of C/DU
Minerals	60 – 70 %	0%	0 kg of C/DU
Additives	< 0,1 %	0%	0 kg of C/DU
Sum	100%	0%	0 kg of C/DU
Packaging materials	Weight (kg)	Weight versus the product (%)	Biogenic material, kg C/DU
Composite bag	0,0044 kg	0,44 %	0,0016 kg of C/DU
LDPE	0,0007 kg	0,07 %	0 kg of C/DU
Wooden pallet	0,024 kg	2,4 %	0,0098 kg of C/DU
Sum	0,0291 kg	2,91 %	0,0112 kg of C/DU

Hazardous substances

At the date of issue of this declaration, there is no “Substance of Very High Concern” (SVHC) in concentration above 0.1% by weight, and neither do their packaging, following the European REACH regulation (Registration, Evaluation, Authorization and Restriction of Chemicals).

LCA information

TYPE OF EPD	Cradle to gate with options, module C1-C4, module D and optional modules (A4–A5 + B1–B7).
DECLARED UNIT	1 kg of weber EXM 731
SYSTEM BOUNDARIES	Cradle to gate with options, module C1-C4, module D and optional modules (A4–A5 + B1–B7).
REFERENCE SERVICE LIFE (RSL)	The Reference Service Life (RSL) of the mortar product is 50 years. This 50-year value is the amount of time that we recommend our products last for without refurbishment and corresponds to standard building design life.
CUT-OFF RULES	<p>In the case that there is not enough information, the process energy and materials representing less than 1% of the whole energy and mass used can be excluded (if they do not cause significant impacts). The addition of all the inputs and outputs excluded cannot be bigger than the 5% of the whole mass and energy used, as well of the emissions to environment occurred.</p> <p>Flows related to human activities such as employee transport are excluded.</p> <p>The construction of plants, production of machines and transportation systems are excluded since the related flows are supposed to be negligible compared to the production of the building product when compared at these systems lifetime level. Infrastructures considered in background datasets are included.</p>
ALLOCATIONS	<p>Allocation has been avoided when possible and when not possible a mass allocation has been applied.</p> <p>The polluter pays and the modularity principles as well have been followed.</p>
DATA QUALITY ASSESSMENT	Data quality of primary and secondary data had been judged by its precision (measured, calculated, or estimated), completeness (e.g., unreported emissions), consistency (degree of uniformity of the methodology applied), and representativeness (geographical, technological, and temporal).
GEOGRAPHICAL COVERAGE AND TIME PERIOD	<p>Scope: Norway</p> <p>Data is collected from 1 production site, Weber Trondheim plant located in Norway.</p> <p>Data collected for the year 2024</p>
BACKGROUND DATA SOURCE	The databases Sphera CUP2024.2 and ecoinvent v.3.10 EF Package 3.1
SOFTWARE	Sphera LCA for experts (GaBi) 10

Data quality declaration

Process	Source type	Source	Reference year	Data category	A1-A3 GWP-GHG [kg CO2 eq.]
Manufacturing process					
Energy specific	Database	Sphera 2024.2	<5 years old	Primary data	10,2%
RMs from EPD					
CEM II EPD	EPD	EPD Norway	2025	Primary data	67,7%
Transportation (only if specific data collected)					
A2_Transport_Specific	Database	Sphera 2024.2 /ecoinvent 3.10	<5 years old	Specific data	2,03%
Total share of primary data					81%

A1-A3 GWP-GHG	2,67E-01
----------------------	----------

The share of primary data is calculated based on the GWP-GHG results. It is a simplified indicator for data quality that supports the use of more primary data, to increase the representativeness of and comparability between EPDs. Note that the indicator does not capture all relevant aspects of data quality and is not comparable across product categories.

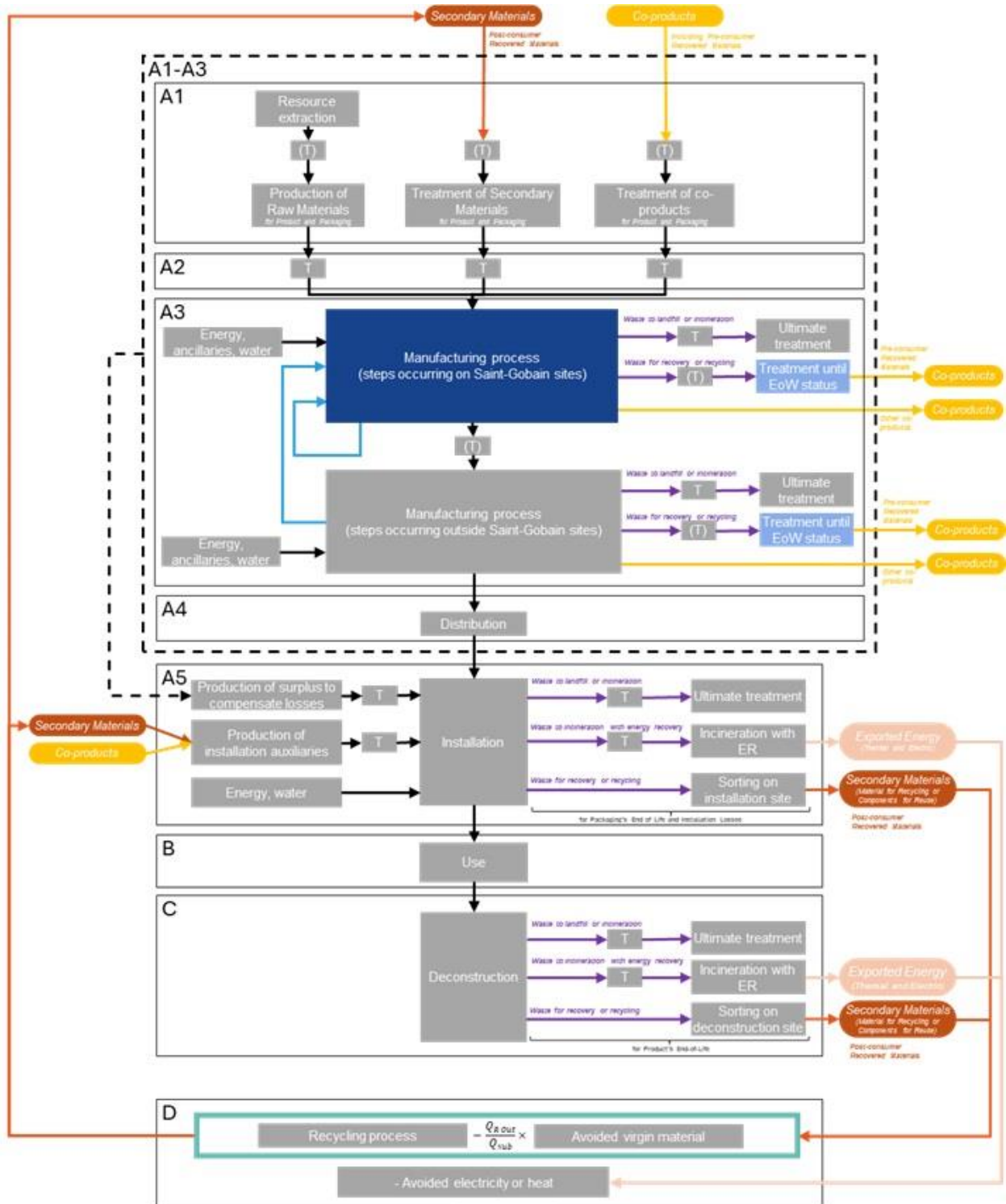
The reported share of primary data is associated with uncertainty, as the EPD used as data source lack information on the share of primary data.

Description of system boundaries

System boundaries (X=included. MND=module not declared)

	PRODUCT STAGE			CONSTRUCTION STAGE		USE STAGE							END OF LIFE STAGE				BENEFITS AND LOADS BEYOND THE SYSTEM BOUNDARY
	Raw material supply	Transport	Manufacturing	Transport	Construction-Installation process	Use	Maintenance	Repair	Replacement	Refurbishment	Operational energy use	Operational water use	De-construction demolition	Transport	Waste processing	Disposal	Reuse-recovery
Module	A1	A2	A3	A4	A5	B1	B2	B3	B4	B5	B6	B7	C1	C2	C3	C4	D
Modules declared	X	X	X	X	X	X	X	X	X	X	X	X	X	X	X	X	X
Geography	GLO	GLO	NO	NO	NO	NO	-	-	-	-	-	-	GLO	GLO	NO	NO	NO

Life cycle stages



caption

Type of flows		Location of life Cycle Step	
	Internal recycling (not leaving the system)		Saint-Gobain site
	Recovered Material (recycled or reused). Treated with waste allocation(*)		Saint-Gobain site or External
	Exported Energy		External/Other
	Co-product. Treated with co-product allocation(*)		Transport
	Waste (*)		
	Other		

(*)As defined by EN15804+A2

A1-A3. Product stage

The product stage of mortar products is subdivided into 3 modules A1, A2 and A3 respectively “raw material supply”, “transport to manufacturer” and “manufacturing”.

A1. Raw materials supply

This module includes the extraction and transformation of raw materials.

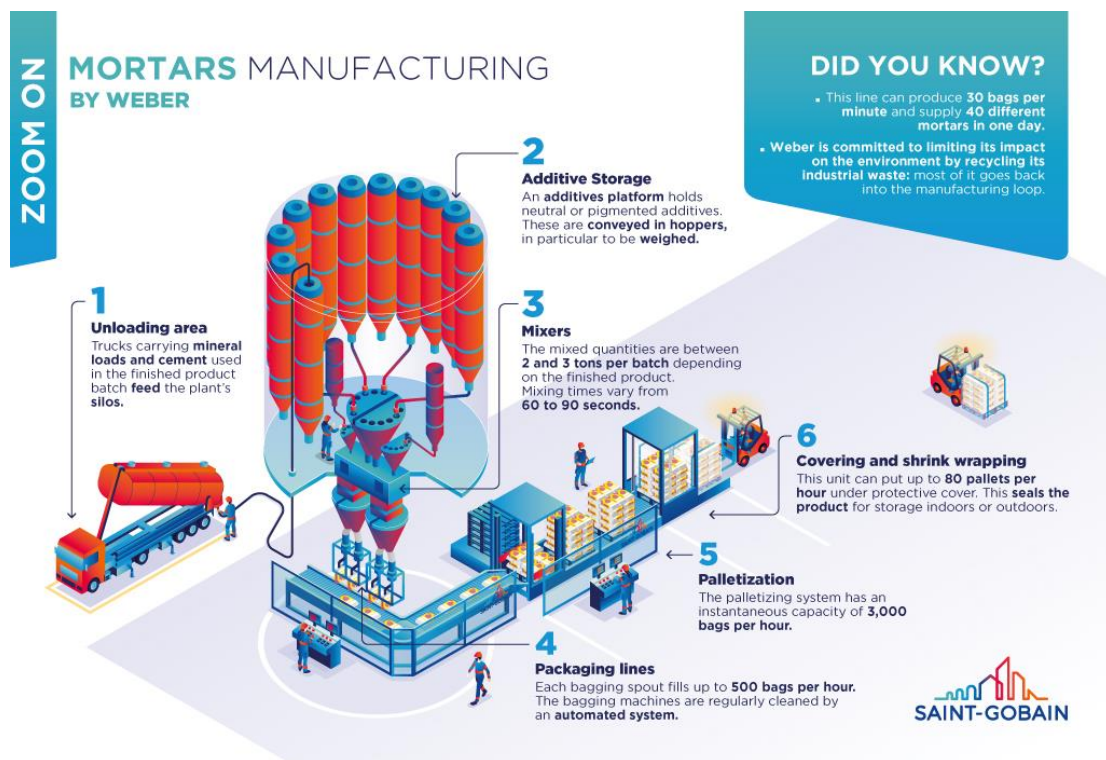
A2. Transport to the manufacturer

This module includes the transportation of raw materials and packaging to the manufacturing site. The modelling includes road, boat and/or train transportations.

A3. Manufacturing

This module includes the manufacture of products and the manufacture of packaging. The production of packaging material is considered at this stage. The processing of any waste arising from this stage is also included.

Manufacturing process flow diagram



The manufacturing activities include grinding, drying, storing, mixing, packing and internal transportation. Packaging-related flows in the production process and all up-stream packaging are included in the manufacturing module, i.e., wooden pallets, bags, and LDPE film.

A4-A5. Construction process stage

The construction process is divided into 2 modules: A4, Transport to the building site and A5, Installation in the building.

A4. Transport to the building site

This module includes transport from the production gate to the building site. Transport is calculated based on a scenario with the parameters described in the following table.

PARAMETER	VALUE
Fuel type and consumption of vehicle or vehicle type used for transport e.g. long-distance truck, boat, etc.	Freight truck trailer 24 t payload, diesel consumption 38 liters for 100 km Freight truck trailer 24 t payload, electricity consumption 0,0417 MJ for 100 km
Distance	90 km electric truck 210 km diesel truck
Capacity utilisation (including empty returns)	100% of the capacity in volume 30% of empty returns
Bulk density of transported products	964 kg / m ³
Volume capacity utilisation factor	1 (by default)

A5. Installation in the building

This module includes: the installation of the product, the surplus of raw materials and packaging (cradle to gate) to compensate for the loss of product during the installation, the transport and management of packaging and product waste.

In this module was taken into consideration:

- Energy used in the equipment to prepare the product.

Not taken into consideration:

- Additional accessories for installation
- Energy used to install the product (manual tools are used instead).

PARAMETER	VALUE / DESCRIPTION
Ancillary materials for installation (specified by materials)	none
Water use	0,175 l / kg of product
Other resource use	None
Quantitative description of energy type (regional mix) and consumption during the installation process	0,007605 MJ/kg of product (diesel) 0,02323 MJ/kg of product (electricity grid mix)
Wastage of materials on the building site before waste processing, generated by the product's installation (specified by type)	5% losses during installation
Output materials (specified by type) as results of waste processing at the building site e.g. of collection for recycling, for energy recovering, disposal	Product waste: 0,05 mortar kg (50% recycle, 50% landfill) Packaging waste: Composite bag: 0,0044 kg/ kg of product (62% energy recovery, 38% landfill) LDPE: 0,0006 kg/ kg of product (54% recycle, 29% recovery, 17% landfill) Wooden pallet: 0,024 kg/ kg of product (100% recycle)
Use of pallet	8 times before end of life
Distance to waste treatment facilities	Landfill and recycling: 80 km Energy recovery: 130 km
Direct emissions to ambient air, soil, and water	None

B1-B7. Use stage (excluding potential savings)

The use stage is divided into the following modules:

- **B1**
 - Potential carbonation is calculated according to the methodology proposed in the c-PCR-003 Concrete and concrete elements (EN 16757).
- **B2:** Maintenance
- **B3:** Repair
- **B4:** Replacement
- **B5:** Refurbishment
- **B6:** Operational energy use
- **B7:** Operational water use

The product has a reference service life of 50 years. This assumes that the product will last in situ with no requirements for maintenance, repair, replacement, or refurbishment throughout this period. Therefore, it has no impact at this stage.

C1-C4. End of Life Stage

This stage includes the next modules:

- **C1: Deconstruction, demolition.** The de-construction and/or dismantling of the product take part of the demolition of the entire building. The energy considered for demolition is 0,018 MJ/m².
- **C2: Transport to waste processing**
- **C3: Waste processing for reuse, recovery and/or recycling**
- **C4: Waste disposal,** including physical pre-treatment and site management.

Description of the scenarios and additional technical information for the end of life:

PARAMETER	VALUE/DESCRIPTION
Collection process specified by type	1 kg of mortar + part of water from A5 collected with mixed construction waste.
Recovery system specified by type	63 % recycled
Disposal specified by type	37 % to landfill
Assumptions for scenario development (e.g. transportation)	Average truck trailer with 27t payload, diesel consumption 38L/100km. Transport distance to landfill: 80 km Transport distance to recycling: 80 km

The scenarios assumed reflect a possible and realistic end-of-life treatment in the market.

D. Reuse/recovery/recycling potential

In the module D are declared the environmental benefits and loads from reusable products, recyclable materials, or energy recovery. Module D considers:

- Inputs of secondary materials: recycled raw materials for product and packaging (pre- and post-consumer),
- Outputs of secondary materials: product and/or packaging sent to recycling,
- Exported energy (electric or thermal): product and/or packaging sent to incineration with energy recovery.

Environmental performance

As specified in EN 15804:2012+A2:2019/AC:2021 and the Product-Category Rules, the environmental impacts are declared and reported using the baseline characterization factors based on EF 3.1. Raw materials and energy consumption, as well as transport distances have been taken directly from the manufacturing plant.

The estimated impact results are only relative statements which do not indicate the end points of the impact categories, exceeding threshold values, safety margins or risks.

The results of the end-of-life stage (modules C1-C4) should be considered when using the results of the product stage (modules A1-A3)

Disclaimer 1: The results of this environmental impact indicator shall be used with care as the uncertainties on these results are high or as there is limited experienced with the following indicators:

- Resource use, mineral and metals [kg Sb eq.]
- Resource use, energy carriers [MJ]
- Water deprivation potential [m³ world equiv.]
- Land use [Pt]
- Human toxicity (cancer) [CTUh]
- Human toxicity(noncancer) [CTUh]
- Ecotoxicity (freshwater [CTUe]

Disclaimer 2: The impact category Ionizing radiation, human health [kBq U235 eq.] deals mainly with the eventual impact of low dose ionizing radiation on human health of the nuclear fuel cycle. It does not consider effects due to possible nuclear accidents, occupational exposure nor due to radioactive waste disposal in underground facilities. Potential ionizing radiation from the soil, from radon and from some construction material is also not measured by this indicator.

Disclaimer 3: The assumptions for the modules are in accordance with the project report (LCA study).








The following non-mandatory additional environmental indicators are not declared:

- Ecotoxicity freshwater [CTUe]
- Particulate Matter emissions [Disease incidence]
- Cancer human health effects [CTUh]
- Ionizing radiation - human health [kBq U235 eq.]
- Non-cancer human health effects [CTUh]
- Land Use [Pt].

Results refer to a declared unit of 1kg of weber EXM 731.











The following results corresponds to a single product manufactured in a single plant.

Environmental Impacts

Environmental indicators		PRODUCT STAGE	CONSTRUCTION STAGE		USE STAGE							END OF LIFE STAGE				BENEFITS AND LOADS BEYOND THE LIFE CYCLE
		A1 / A2 / A3	A4 Transport	A5 Installation	B1 Use	B2 Maintenance	B3 Repair	B4 Replacement	B5 Refurbishment	B6 Operational energy use	B7 Operational water use	C1 Deconstruction / demolition	C2 Transport	C3 Waste processing	C4 Disposal	D Reuse, recovery, recycling
	Climate Change (total) [kg CO2 eq.]	2,26E-01	2,83E-02	6,45E-02	-2,53E-02	0	0	0	0	0	0	1,86E-03	7,05E-03	2,06E-03	6,32E-03	-4,03E-03
	Climate Change (fossil) [kg CO2 eq.]	2,56E-01	2,80E-02	2,02E-02	-2,53E-02	0	0	0	0	0	0	1,86E-03	6,91E-03	1,95E-03	6,20E-03	-4,02E-03
	Climate Change (biogenic) [kg CO2 eq.]	-3,00E-02	4,60E-05	4,43E-02	0	0	0	0	0	0	0	1,60E-06	1,93E-05	8,26E-05	7,86E-05	9,92E-07
	Climate Change (land use change) [kg CO2 eq.]	1,16E-04	2,74E-04	3,03E-05	0	0	0	0	0	0	0	6,77E-08	1,15E-04	2,64E-05	3,72E-05	-1,23E-05
	Ozone depletion [kg CFC-11 eq.]	3,03E-09	2,30E-15	1,54E-10	0	0	0	0	0	0	0	1,58E-16	8,05E-16	3,52E-15	1,67E-14	-9,27E-11
	Acidification terrestrial and freshwater [Mole of H+ eq.]	8,53E-04	3,59E-05	5,64E-05	0	0	0	0	0	0	0	4,26E-06	8,29E-06	9,76E-06	4,40E-05	-1,46E-05
	Eutrophication freshwater [kg P eq.]	7,59E-06	6,98E-08	3,95E-07	0	0	0	0	0	0	0	3,54E-10	2,91E-08	7,58E-09	1,41E-08	-4,62E-08
	Eutrophication marine [kg N eq.]	2,63E-04	1,05E-05	2,14E-05	0	0	0	0	0	0	0	1,71E-06	2,85E-06	4,49E-06	1,13E-05	-3,83E-06
	Eutrophication terrestrial [Mole of N eq.]	2,84E-03	1,22E-04	1,93E-04	0	0	0	0	0	0	0	1,88E-05	3,44E-05	4,97E-05	1,25E-04	-4,20E-05
	Photochemical ozone formation - human health [kg NMVOC eq.]	7,88E-04	2,95E-05	5,35E-05	0	0	0	0	0	0	0	5,05E-06	7,94E-06	1,24E-05	3,47E-05	-1,66E-05
	Resource use, mineral and metals [kg Sb eq.] ¹	9,00E-07	1,40E-09	4,60E-08	0	0	0	0	0	0	0	4,48E-11	5,85E-10	2,05E-09	4,02E-10	-7,04E-09
	Resource use, energy carriers [MJ] ¹	2,03E+00	3,15E-01	1,74E-01	0	0	0	0	0	0	0	2,41E-02	8,93E-02	3,65E-02	8,18E-02	-7,51E-02
	Water deprivation potential [m³ world equiv.] ¹	1,92E-01	8,25E-04	1,90E-02	0	0	0	0	0	0	0	5,05E-06	1,03E-04	3,73E-04	7,10E-04	-6,69E-04









¹ The results of this environmental impact indicator shall be used with care as the uncertainties on these results are high or as there is limited experienced with the indicator

Resources Use


Resources Use indicators	PRODUCT STAGE	CONSTRUCTION STAGE		USE STAGE							END OF LIFE STAGE				BENEFITS AND LOADS BEYOND THE LIFE CYCLE
	A1 / A2 / A3	A4 Transport	A5 Installation	B1 Use	B2 Maintenance	B3 Repair	B4 Replacement	B5 Refurbishment	B6 Operational energy use	B7 Operational water use	C1 Deconstruction / demolition	C2 Transport	C3 Waste processing	C4 Disposal	D Reuse, recovery, recycling
 Use of renewable primary energy (PERE) [MJ] ²	2,09E-01	1,85E-02	3,37E-02	0	0	0	0	0	0	0	1,20E-04	7,60E-03	3,89E-03	1,43E-02	-2,10E-02
 Primary energy resources used as raw materials (PERM) [MJ] ²	4,24E-01	0	-3,72E-01	0	0	0	0	0	0	0	0	0	0	0	0
 Total use of renewable primary energy resources (PERT) [MJ] ²	6,32E-01	1,85E-02	-3,38E-01	0	0	0	0	0	0	0	1,20E-04	7,60E-03	3,89E-03	1,43E-02	-2,10E-02
 Use of non-renewable primary energy (PENRE) [MJ] ²	1,41E+00	3,15E-01	1,52E-01	0	0	0	0	0	0	0	2,41E-02	8,93E-02	3,65E-02	8,18E-02	-7,51E-02
 Non-renewable primary energy resources used as raw materials (PENRM) [MJ] ²	1,50E-01	0	-2,20E-02	0	0	0	0	0	0	0	0	0	-4,68E-02	0	0
 Total use of non-renewable primary energy resources (PENRT) [MJ] ²	1,56E+00	3,15E-01	1,30E-01	0	0	0	0	0	0	0	2,41E-02	8,93E-02	-1,03E-02	8,18E-02	-7,51E-02
 Use of secondary material (SM) [kg]	2,76E-05	0	1,38E-06	0	0	0	0	0	0	0	0	0	0	0	0
 Use of renewable secondary fuels (RSF) [MJ]	2,17E-01	0	1,08E-02	0	0	0	0	0	0	0	0	0	0	0	0
 Use of non-renewable secondary fuels (NRSF) [MJ]	3,66E-01	0	1,83E-02	0	0	0	0	0	0	0	0	0	0	0	0
 Use of net fresh water (FW) [m3]	1,58E-03	3,49E-05	3,02E-04	0	0	0	0	0	0	0	1,81E-07	8,51E-06	1,09E-05	2,17E-05	-1,87E-05

² From EPD International Construction Product PCR 2.0.1 (Annex 3). The option B was retained to calculate the primary energy use indicators.

Waste Category & Output flows



Waste Category & Output Flows	PRODUCT STAGE	CONSTRUCTION STAGE		USE STAGE							END OF LIFE STAGE				BENEFITS AND LOADS BEYOND THE LIFE CYCLE
	A1 / A2 / A3	A4 Transport	A5 Installation	B1 Use	B2 Maintenance	B3 Repair	B4 Replacement	B5 Refurbishment	B6 Operational	B7 Operational water	C1 Deconstruction / demolition	C2 Transport	C3 Waste processing	C4 Disposal	D Reuse, recovery, recycling
 Hazardous waste disposed (HWD) [kg]	8,28E-03	7,85E-12	4,23E-04	0	0	0	0	0	0	0	7,42E-13	3,09E-12	5,28E-12	2,04E-11	-2,90E-05
 Non-hazardous waste disposed (NHWD) [kg]	5,66E-02	7,67E-05	3,29E-02	0	0	0	0	0	0	0	5,06E-06	1,42E-05	1,00E-05	4,15E-01	-3,09E-02
 Radioactive waste disposed (RWD) [kg]	2,20E-06	3,45E-07	2,45E-06	0	0	0	0	0	0	0	2,72E-08	1,33E-07	4,59E-07	8,59E-07	-1,48E-06
 Components for re-use (CRU) [kg]	0	0	2,20E-02	0	0	0	0	0	0	0	0	0	0	0	0
 Materials for Recycling (MFR) [kg]	1,13E-03	0	3,12E-02	0	0	0	0	0	0	0	0	0	7,05E-01	0	0
 Material for Energy Recovery (MER) [kg]	5,01E-08	0	2,51E-09	0	0	0	0	0	0	0	0	0	0	0	0
 Exported electrical energy (EEE) [MJ]	3,12E-07	0	9,44E-03	0	0	0	0	0	0	0	0	0	0	0	0
 Exported thermal energy (EET) [MJ]	4,71E-06	0	1,70E-02	0	0	0	0	0	0	0	0	0	0	0	0

Additional voluntary indicators from EN 15804

		PRODUCT STAGE	CONSTRUCTION STAGE		USE STAGE							END OF LIFE STAGE				BENEFITS AND LOADS BEYOND THE LIFE CYCLE
Environmental indicators		A1 / A2 / A3	A4 Transport	A5 Installation	B1 Use	B2 Maintenance	B3 Repair	B4 Replacement	B5 Refurbishment	B6 Operational energy use	B7 Operational water use	C1 Deconstruction / demolition	C2 Transport	C3 Waste processing	C4 Disposal	D Reuse, recovery, recycling
	GWP-GHG [kg CO2 eq.] ³	2,67E-01	2,82E-02	2,29E-02	-2,53E-02	0	0	0	0	0	0	1,84E-03	7,00E-03	1,96E-03	6,23E-03	-3,99E-03

³ The indicator includes all greenhouse gases included in GWP-total but excludes biogenic carbon dioxide uptake and emissions and biogenic carbon stored in the product. This indicator is thus almost equal to the GWP indicator originally defined in EN 15804:2012+A1:2013.

Information on biogenic carbon content








		PRODUCT STAGE
Biogenic Carbon Content in kg C		A1 / A2 / A3
	Biogenic carbon content in product [kg]	0
	Biogenic carbon content in packaging [kg]	1,14E-02

Note: 1 kg biogenic carbon is equivalent to 44/12 kg CO₂.

Biogenic carbon content in the product has not been declared as it is less than 5% of the product mass.

Environmental Impacts

Environmental indicators









Environmental indicators		100% landfill					100% recycling				
		END OF LIFE STAGE				REUSE, RECOVERY, RECYCLING	END OF LIFE STAGE				REUSE, RECOVERY, RECYCLING
		C1 Deconstruction / demolition	C2 Transport	C3 Waste processing	C4 Disposal	D Reuse, recovery, recycling	C1 Deconstruction / demolition	C2 Transport	C3 Waste processing	C4 Disposal	D Reuse, recovery, recycling
	Climate Change (total) [kg CO ₂ eq.]	1,86E-03	7,06E-03	0	1,71E-02	-2,63E-03	1,86E-03	7,04E-03	3,27E-03	0	-4,86E-03
	Climate Change (fossil) [kg CO ₂ eq.]	1,86E-03	6,92E-03	0	1,68E-02	-2,63E-03	1,86E-03	6,91E-03	3,09E-03	0	-4,84E-03
	Climate Change (biogenic) [kg CO ₂ eq.]	1,60E-06	1,97E-05	0	2,12E-04	7,40E-06	1,60E-06	1,91E-05	1,31E-04	0	-2,77E-06
	Climate Change (land use change) [kg CO ₂ eq.]	6,77E-08	1,15E-04	0	1,01E-04	-1,14E-06	6,77E-08	1,14E-04	4,18E-05	0	-1,89E-05
	Ozone depletion [kg CFC-11 eq.]	1,58E-16	1,01E-15	0	4,52E-14	-9,27E-11	1,58E-16	6,85E-16	5,59E-15	0	-9,27E-11
	Acidification terrestrial and freshwater [Mole of H ⁺ eq.]	4,26E-06	9,19E-06	0	1,19E-04	-7,48E-06	4,26E-06	7,76E-06	1,55E-05	0	-1,88E-05
	Eutrophication freshwater [kg P eq.]	3,54E-10	2,92E-08	0	3,81E-08	-4,07E-08	3,54E-10	2,90E-08	1,20E-08	0	-4,95E-08
	Eutrophication marine [kg N eq.]	1,71E-06	3,31E-06	0	3,06E-05	-1,26E-06	1,71E-06	2,58E-06	7,13E-06	0	-5,33E-06
	Eutrophication terrestrial [Mole of N eq.]	1,88E-05	3,94E-05	0	3,37E-04	-1,37E-05	1,88E-05	3,14E-05	7,88E-05	0	-5,86E-05
	Photochemical ozone formation - human health [kg NMVOC eq.]	5,05E-06	9,12E-06	0	9,37E-05	-9,63E-06	5,05E-06	7,25E-06	1,97E-05	0	-2,07E-05
	Resource use, mineral and metals [kg Sb eq.] ¹	4,48E-11	5,96E-10	0	1,09E-09	-6,89E-09	4,48E-11	5,79E-10	3,25E-09	0	-7,13E-09
	Resource use, energy carriers [MJ] ¹	2,41E-02	9,02E-02	0	2,21E-01	-5,40E-02	2,41E-02	8,88E-02	5,79E-02	0	-8,75E-02
	Water deprivation potential [m ³ world equiv.] ¹	5,05E-06	1,06E-04	0	1,92E-03	-5,01E-04	5,05E-06	1,01E-04	5,92E-04	0	-7,68E-04

Resources Use

Resources Use indicators


		100% landfill					100% recycling				
		END OF LIFE STAGE				REUSE, RECOVERY, RECYCLING	END OF LIFE STAGE				REUSE, RECOVERY, RECYCLING
		C1 Deconstruction / demolition	C2 Transport	C3 Waste processing	C4 Disposal	D Reuse, recovery, recycling	C1 Deconstruction / demolition	C2 Transport	C3 Waste processing	C4 Disposal	D Reuse, recovery, recycling
	Use of renewable primary energy (PERE) [MJ] ²	1,20E-04	7,51E-03	0	3,86E-02	-1,32E-02	1,20E-04	7,51E-03	6,18E-03	0	-2,56E-02
	Primary energy resources used as raw materials (PERM) [MJ] ²	0	0	0	0	0	0	0	0	0	0
	Total use of renewable primary energy resources (PERT) [MJ] ²	1,20E-04	7,51E-03	0	3,86E-02	-1,32E-02	1,20E-04	7,51E-03	6,18E-03	0	-2,56E-02
	Use of non-renewable primary energy (PENRE) [MJ] ²	2,41E-02	8,88E-02	0	2,21E-01	-5,40E-02	2,41E-02	8,88E-02	5,79E-02	0	-8,75E-02
	Non-renewable primary energy resources used as raw materials (PENRM) [MJ] ²	0	0	0	0	0	0	0	-7,42E-02	0	0
	Total use of non-renewable primary energy resources (PENRT) [MJ] ²	2,41E-02	8,88E-02	0	2,21E-01	-5,40E-02	2,41E-02	8,88E-02	-1,63E-02	0	-8,75E-02
	Input of secondary material (SM) [kg]	0	0	0	0	0	0	0	0	0	0
	Use of renewable secondary fuels (RSF) [MJ]	0	0	0	0	0	0	0	0	0	0
	Use of non-renewable secondary fuels (NRSF) [MJ]	0	0	0	0	0	0	0	0	0	0
	Use of net fresh water (FW) [m ³]	1,81E-07	8,43E-06	0	5,86E-05	-1,18E-05	1,81E-07	8,43E-06	1,73E-05	0	-2,27E-05

Waste Category & Output flows

Waste Category & Output Flows		100% landfill					100% recycling				
		END OF LIFE STAGE				REUSE, RECOVERY, RECYCLING	END OF LIFE STAGE				REUSE, RECOVERY, RECYCLING
		C1 Deconstruction / demolition	C2 Transport	C3 Waste processing	C4 Disposal	D Reuse, recovery, recycling	C1 Deconstruction / demolition	C2 Transport	C3 Waste processing	C4 Disposal	D Reuse, recovery, recycling
	Hazardous waste disposed (HWD) [kg]	7,42E-13	2,87E-12	0	5,51E-11	-2,90E-05	7,42E-13	2,87E-12	8,38E-12	0	-2,90E-05
	Non-hazardous waste disposed (NHWD) [kg]	5,06E-06	1,38E-05	0	1,12E+00	-1,54E-03	5,06E-06	1,38E-05	1,59E-05	0	-4,82E-02
	Radioactive waste disposed (RWD) [kg]	2,72E-08	1,15E-07	0	2,32E-06	-8,35E-08	2,72E-08	1,15E-07	7,29E-07	0	-2,30E-06
	Components for re-use (CRU) [kg]	0	0	0	0	0	0	0	0	0	0
	Materials for Recycling (MFR) [kg]	0	0	0	0	0	0	0	1,12E+00	0	0
	Material for Energy Recovery (MER) [kg]	0	0	0	0	0	0	0	0	0	0
	Exported electrical energy (EEE) [MJ]	0	0	0	0	0	0	0	0	0	0
	Exported thermal energy (EET) [MJ]	0	0	0	0	0	0	0	0	0	0

Additional voluntary indicators from EN 15804

Environmental indicators

		100% landfill					100% recycling				
		END OF LIFE STAGE				REUSE, RECOVERY, RECYCLING	END OF LIFE STAGE				REUSE, RECOVERY, RECYCLING
		C1 Deconstruction / demolition	C2 Transport	C3 Waste processing	C4 Disposal	D Reuse, recovery, recycling	C1 Deconstruction / demolition	C2 Transport	C3 Waste processing	C4 Disposal	D Reuse, recovery, recycling
	GWP-GHG [kg CO2 eq.] ³	1,84E-03	6,99E-03	0	1,68E-02	-2,59E-03	1,84E-03	6,99E-03	3,11E-03	0	-4,81E-03

Declaration of variation

Variation between sites

This EPD covers a single product manufactured at a single site.

Variation between products

This EPD covers a single product manufactured at a single site.

Additional environmental information:

Electricity information

The Trondheim factory based in Norway use electricity with Guarantee of Origin certificate (GO). Hence, the electricity mix considered for the manufacturing of the studied product is modelled according to the electricity mix described in the Guarantee of Origin certificate. The amount of electricity purchased with GO covers 100% of the electricity consumption on the manufacturing site.

Parameter	VALUE / DESCRIPTION
Location	Representative of the Guarantee of Origin purchased by Saint-Gobain Byggevarer as.
Share of electricity covered by Guarantee of Origin	100% of the energy consumption is covered by the GO. 0% of electricity consumption is covered by residual mix.
Energy sources for electricity	Share of energy sources Hydro 100% 2% transmission losses
Dataset version	Sphera CUP2024.2 ecoinvent 3.10
Source	Guarantee of Origin certificate: Entelios (supplier of GO).
GWP-GHG CO ₂ eq.	0,006 kg of CO ₂ eq./kWh

An EPD is valid for 5 years. Therefore, the GO will be prolonged continuously to be valid for the whole validity of the EPD. If not prolonged, the EPD will be updated.

Other additional environmental, social and economic information

For more information on sustainability initiatives: <https://www.weber-norge.no/>

Version history

This is the first version of the EPD.

ABBREVIATIONS

DU	Declared unit
EPD	Environmental Product Declaration
eq.	equivalents
FU	Functional unit
g	gram
GJ	Giga Joules (as Net Calorific Value)
kg	kilogram
kWh	kilowatt-hour
L	liter
LCA	Life Cycle Assessment
LCI	Life Cycle Inventory Analysis
LCIA	Life Cycle Impact Assessment
MJ	Mega Joules (as Net Calorific Value)
PCR	Product Category Rules
RSL	Reference Service Life (in years)
ton	metric ton
GWP	Global warming potential
GO	Guaranties of origin
GHG	Greenhouse gas
CO ₂	Carbon dioxide
ISO	International Organization for Standardization

References

1. EN 998-1:2016 Specification for mortar for masonry Rendering and plastering mortar
2. EN 15804:2012+A1:2013 - Sustainability of construction works - Environmental product declarations - Core rules for the product category of construction products
3. EN 15804:2012+A2:2019/AC:2021 - Sustainability of construction works - Environmental product declarations - Core rules for the product category of construction products
4. EPD International (2024) General Programme Instructions for the International EPD® System. Version 5.0. www.environdec.com.
5. EN 15978 Sustainability of construction works - Assessment of environmental performance of buildings - Calculation method
6. The International EPD System PCR 2019:14 Construction products and Construction services. Version 2.0.1
7. European Chemical Agency, Candidate List of substances of very high concern for Authorization. <https://echa.europa.eu/candidate-list-table>
8. The International EPD System Complementary Product Category Rules to PCR 2019:14 c-PCR-003 Concrete and concrete elements (EN 16757:2022) Version 2024-04-30
9. Project report for the verification of the Environmental Product Declaration of weber products, Saint-Gobain Byggevarer as, August 2025, version 2.